

LIDO

CODE#

TYPE:

PROJECT NAME:

Wall and ceiling lamp, with diffuser in opal blown glass and base in white epoxy-coated metal. LED version available for
Ø25/30cm.



SPECIFICATION SHEET

LIDO

CODE#

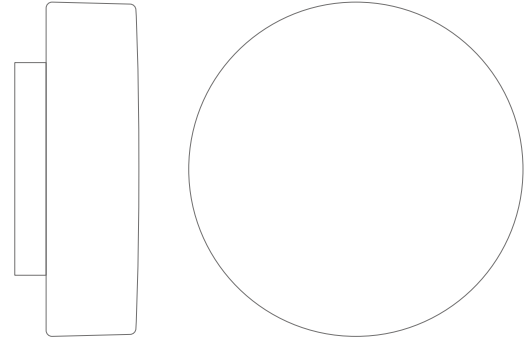
TYPE:

PROJECT NAME:

25 E27 FLUO/LED/HALO

Lamping

Source	E27 A60
Total power	75W
Emission	diffused
Dimming	dimnable
Voltage	120V
Materials	metal + glass



Codes

LID EWW 41

Structure



Diffuseur



11/12cm
4.33/4.72"

25/30cm
9.84/11.81"

Package

LxPxH (base)	30x30x20	(11.81x11.81x7.87")
Weight (base)	2.5kg	(5.5lbs)

LIDO

CODE#


TYPE:

PROJECT NAME:


25 LED

Lamping

Source	LED board
Total power	10W
Emission	diffused
Voltage	120V
Color temperature	2700K
Luminous flux	1000lm
Typ cri	80
Energy class	A+
Materials	metal + glass



11/12cm
4.33/4.72"



25/30cm
9.84/11.81"

Codes

LID LWW 41

Structure



Diffuseur



LIDO

CODE#

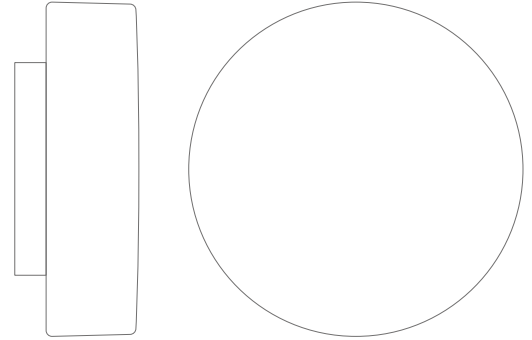
TYPE:

PROJECT NAME:

30 E27 FLUO/LED/HALO

Lamping

Source	E27 A60
Total power	100W
Emission	diffused
Dimming	dimmable
Voltage	120V
Materials	metal + glass



Codes

LID EWW 42

Structure



Diffuseur



11/12cm
4.33/4.72"

25/30cm
9.84/11.81"

Package

LxPxH (base)	40x40x20	(15.75x15.75x7.87")
Weight (base)	2.9kg	(6.38lbs)

LIDO

CODE#


TYPE:

PROJECT NAME:


30 LED

Lamping

Source	LED board
Total power	10W
Emission	diffused
Voltage	120V
Color temperature	2700K
Luminous flux	1000lm
Typ cri	80
Energy class	A+
Materials	metal + glass



11/12cm
4.33/4.72"



25/30cm
9.84/11.81"

Codes

LID LWW 42

Structure



Diffuseur



Package

LxPxH (base)	40x40x20	(15.75x15.75x7.87")
Weight (base)	2.5kg	(5.5lbs)